

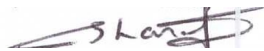
**KALPATARU SA (PTY) LTD**

(Registration No. 2008/005495/07)

Annual Financial Statements for the year ended 31.03.2016

**STATEMENT OF FINANCIAL POSITION**

Figures in Rand	Notes	31.03.2016	31.03.2015
<b>ASSETS</b>			
Non-Current Assets			
Loan to Shareholders	2	-	-
Current Assets			
Cash and cash equivalents	3	859,852	880,896
<b>Total Assets</b>		<b>859,852</b>	<b>880,896</b>
<b>EQUITY AND LIABILITIES</b>			
<b>EQUITY</b>			
Share capital	4	1,000,000	1,000,000
Accumulated Loss		(140,377)	(139,853)
<b>FCTR</b>		<b>859,623</b>	<b>860,147</b>
<b>LIABILITES</b>			
Non-Current Liabilities			
Loan from shareholder	2	-	-
Current Liabilities			
Provision for Audit Fees		-	-
Trade and other payables	5	229	20,749
<b>TOTAL LIABILITES</b>		<b>229</b>	<b>20,749</b>
<b>TOTAL EQUITY AND LIABILITIES</b>		<b>859,852</b>	<b>880,896</b>

**Commercial Manager****KALPATARU SA (PTY) LTD**

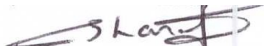
**KALPATARU SA (PTY) LTD**

(Registration No. 2008/005495/07)

Annual Financial Statements for the year ended 31.03.2016

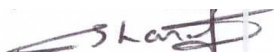
**STATEMENT OF COMPREHENSIVE INCOME**

<b>Figures in Rand</b>	<b>Notes</b>	<b>31.03.2016</b>	<b>31.03.2015</b>
Other Income	6	-	-
Interest received		435	443
		<u>435</u>	<u>443</u>
Operating expenses			
Auditors Remuneration	8	-	(20,749)
Bank Charges		(959)	(1,135)
Consulting Fees		-	-
General Exp		-	-
Secretarial and taxation fees		-	(10,289)
		<u>(959)</u>	<u>(32,173)</u>
Total Comprehensive loss for the year		<u>(524)</u>	<u>(31,730)</u>

**Commercial Manager****KALPATARU SA (PTY) LTD**

**KALPATARU SA (PTY) LTD**  
**(Registration No. 2008/005495/07)**  
**Annual Financial Statements for the year ended 31.03.2016**  
**STATEMENT OF CHANGES IN EQUITY**

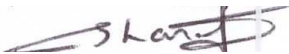
Figures in Rand	Share capital	Share premium	Total Share capital	Accumulated loss	Total equity
<b>Balance at 01 April 2009</b>	500,000	500,000	1,000,000	(10,521)	989,479
Total Comprehensive loss for the year				(15,033)	(15,033)
<b>Balance at 01 April 2010</b>	500,000	500,000	1,000,000	(25,554)	974,446
Total Comprehensive loss for the year				(22,857)	(22,857)
<b>Balance at 01 April 2011</b>	500,000	500,000	1,000,000	(48,411)	951,589
Total Comprehensive loss for 01.04.11 to 30.09.11				(31,730)	(31,730)
Total Comprehensive loss for 01.10.11 to 31.03.12				1,815	1,815
<b>Balance at 31 March 2012</b>	500,000	500,000	1,000,000	(78,326)	921,674
Total Comprehensive loss for 01.04.12 to 30.06.12				(183)	(183)
<b>Balance at 30th June 2012</b>	500,000	500,000	1,000,000	(78,509)	921,491
Total Comprehensive loss for 01.07.12 to 31.03.2013				(7,203)	(7,203)
<b>Balance at 31st March 2013</b>	500,000	500,000	1,000,000	(85,712)	914,288
Total Comprehensive loss for 01.04.13 to 30.06.2013				(10,725)	(10,725)
<b>Balance at 30th June 2013</b>	500,000	500,000	1,000,000	(96,437)	903,563
Total Comprehensive loss for 01.07.13 to 31.03.2014				(11,686)	(11,686)
<b>Balance at 31st Mar 2014</b>	500,000	500,000	1,000,000	(108,123)	891,877
Total Comprehensive loss for 01.04.14 to 31.03.2015				(31,730)	(31,730)
<b>Balance at 31.03.2015</b>	500,000	500,000	1,000,000	(139,853)	860,147
Total Comprehensive loss for 01.04.14 to 31.03.2016				(524)	(524)
<b>Balance at 30.09.2015</b>	500,000	500,000	1,000,000	(140,377)	859,623



**Commercial Manager**  
**KALPATARU SA (PTY) LTD**

**KALPATARU SA (PTY) LTD**  
**(Registration No. 2008/005495/07)**  
**Annual Financial Statements for the year ended 31.03.2016**  
**STATEMENT OF CASH FLOWS**

<b>Figures in Rand</b>	Notes	2016	2015
<b>Cash Flows from operating activities</b>			
cash used in operations	9	(21,479)	(31,154)
Interest Income		437	443
<b>Net cash from operating activities</b>		<b>(21,042)</b>	<b>(30,711)</b>
<b>Total cash movement for the year</b>		<b>(21,042)</b>	<b>(30,711)</b>
Cash at the beginning of the year		880,894	911,607
<b>Total cash at end of the year</b>	3	<b>859,852</b>	<b>880,896</b>



**Commercial Manager**  
**KALPATARU SA (PTY) LTD**