

# Financial Highlights

## Standalone

### Revenue

₹ in Crore

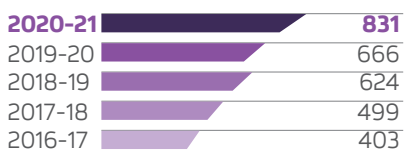
**11%**  
5-Year CAGR



### PBT

₹ in Crore

**20%**  
5-Year CAGR



### Order Book

₹ in Crore

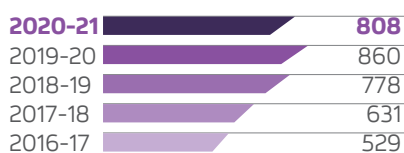
**11%**  
5-Year CAGR



### Core EBITDA

₹ in Crore

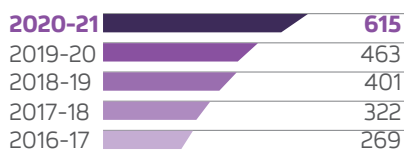
**11%**  
5-Year CAGR



### PAT

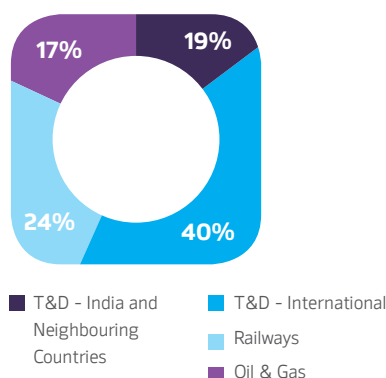
₹ in Crore

**23%**  
5-Year CAGR



### Business-wise Order Book

As on 31<sup>st</sup> March 2021



## Consolidated

### Revenue

₹ in Crore

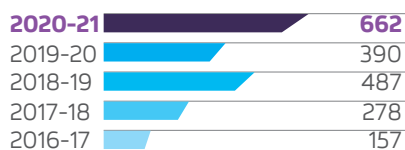
**14%**  
5-Year CAGR



### PAT

₹ in Crore

**43%**  
5-Year CAGR



### Order Book

₹ in Crore

**15%**  
5-Year CAGR

